

PS1800 HR-14H

Solar Submersible Pump System for 4" wells

System Overview

Head	max. 120 m
Flow rate	max. 2.7 m ³ /h

Technical Data

Controller PS1800

- Control inputs for dry running protection, remote control etc.
- Protected against reverse polarity, overload and overtemperature
- Integrated MPPT (Maximum Power Point Tracking)
- Battery operation: Integrated low voltage disconnect

Power	max. 1.8 kW
Input voltage	max. 200 V
Optimum Vmp*	> 102 V
Nominal voltage (battery operation)	96 V
Motor current	max. 14 A
Efficiency	max. 98 %
Ambient temp.	-30...50 °C
Enclosure class	IP54

Motor ECDRIVE 1200-HR

- Maintenance-free brushless DC motor
- Water filled
- Premium materials, stainless steel: AISI 304/316
- No electronics in the motor

Rated power	1.7 kW
Efficiency	max. 92 %
Motor speed	900...3,300 rpm
Insulation class	F
Enclosure class	IP68
Submersion	max. 250 m

Pump End PE HR-14H**

- Non-return valve
- Premium materials, stainless steel: AISI 304/316

Pump Unit PU HR-14H (Motor, Pump End)

Borehole diameter	min. 4,0 in
Water temperature	max. 50 °C

Standards



2006/42/EC, 2004/108/EC, 2006/95/EC

Meets the requirements of:
IEC/EN 61702:1995,
IEC/EN 62253 Ed.1

The logos shown reflect the approvals that have been granted for this product family. Products are ordered and supplied with the approvals specific to the market requirements.

*Vmp: MPP-voltage under Standard Test Conditions (STC): 1000 W/m² solar irradiance, 25 °C cell temperature

**Specify temperature range on order

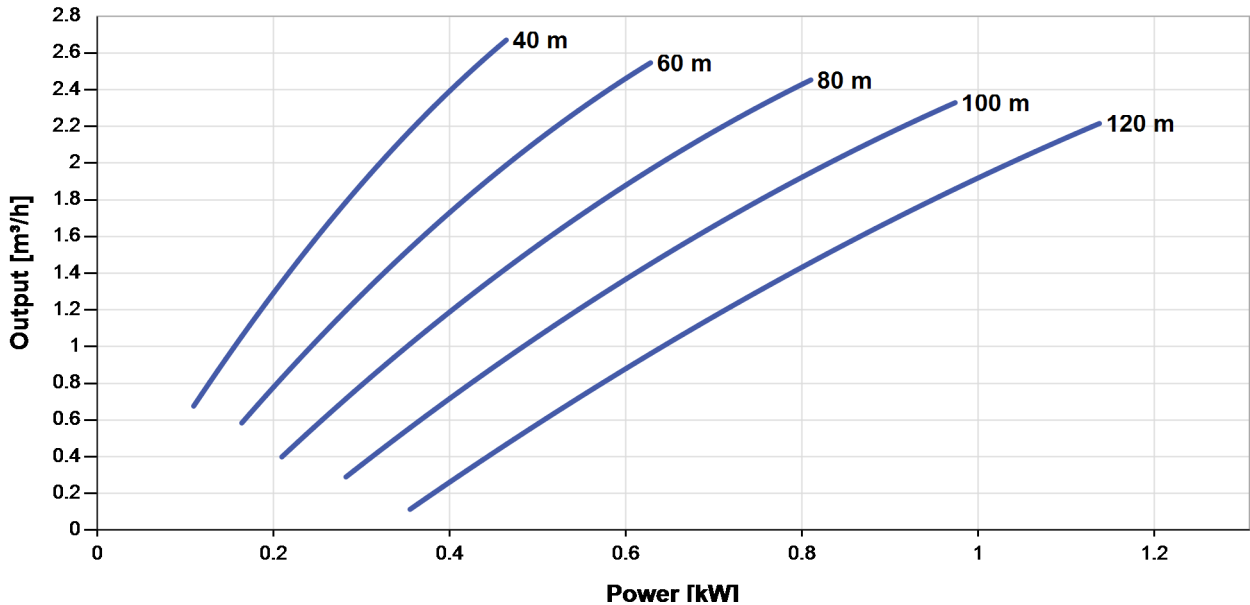


PS1800 HR-14H

Solar Submersible Pump System for 4" wells

Pump Chart

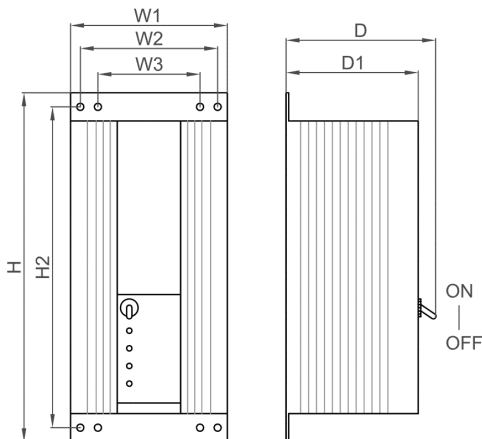
V_{mp}* > 102 V



Dimensions and Weights

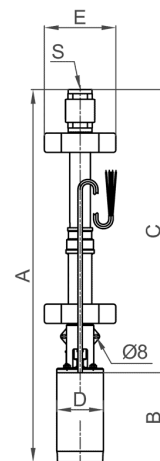
Controller

H = 396 mm
 H2 = 364 mm
 W1 = 178 mm
 W2 = 156 mm
 W3 = 116 mm
 D = 165 mm
 D1 = 150 mm



Pump Unit**

A = 771 mm
 B = 185 mm
 C = 586 mm
 D = 96 mm
 E = 147 mm
 S = 1.25 in



	Net weight
Controller	4.5 kg
Pump Unit	12 kg
Motor	7.0 kg
Pump End	4.5 kg

*V_{mp}: MPP-voltage under Standard Test Conditions (STC): 1000 W/m² solar irradiance, 25 °C cell temperature

**By cutting the rubber spacers the diameter can be adjusted between 6" and 4" wells.

